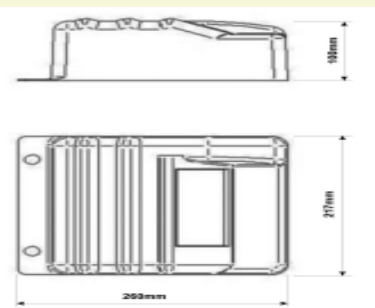


# Falcon series H-F (Single-phase)

		Ah Battery	Ah Battery			Price each
Code PWG	Type	9 ÷ 10 h	11 ÷ 12 h	Volt Mains	P (kW)	<i>Euro</i>
<i>Mains 400 Vac Three-phase</i>						
1215FP	12V / 15A	80 ÷ 100	110 ÷ 140	240	1,00	
1220FP	12V / 20A	110 ÷ 140	160 ÷ 190	240	1,00	
1225FP	12V / 25A	150 ÷ 175	210 ÷ 250	240	1,00	
1230FP	12V / 30A	180 ÷ 210	255 ÷ 300	240	1,00	
1240FP	12V / 40A	220 ÷ 280	320 ÷ 380	240	1,20	
2415FP	24V / 15A	80 ÷ 100	110 ÷ 140	240	1,00	
2420FP	24V / 20A	110 ÷ 140	160 ÷ 190	240	1,00	
2425FP	24V / 25A	150 ÷ 175	210 ÷ 250	240	1,00	
2430FP	24V / 30A	180 ÷ 210	255 ÷ 300	240	1,00	
2440FP	24V / 40A	220 ÷ 280	320 ÷ 380	240	1,20	
3610FP	36V / 10A	60 ÷ 70	80 ÷ 100	240	1,00	
3615FP	36V / 15A	80 ÷ 100	110 ÷ 140	240	1,00	
3620FP	36V / 20A	110 ÷ 140	160 ÷ 190	240	1,00	
3625FP	36V / 25A	150 ÷ 175	210 ÷ 250	240	1,20	



## TECHNICAL CHARACTERISTICS

Listing the common principal characteristics to the *Falcon series*:

1. Advanced mosfet technology at **high frequency**.
2. Charging process entirely controlled by the microprocessor.
3. Visualisation on luminous display of the selected charge curve.
4. Possibility to change the charging curve, select among 16 pre-programmed standard curves valid for Pb-acid, GEL.
5. Possibility to change battery tension and charge current with buttons on front.
6. Beginning of charge process in «soft start» mode, visualisation of the charging cycle stage, with the led placed on the front panel.
7. Electronic protection against polarity inversions, short circuits, over tensions and anomalies.
8. Connection to the battery with potency clamps (Anderson).
9. Alphanumerical signalling of possible anomalies.
10. Thermal protection against over heating.



• All Products are conforming of the directives  
89/336/CEE e 72/23/CEE



# Falcon series compact H-F (Single-phase)

		Ah Battery	Ah Battery			Price each
Code PWG	Type	9 ÷ 10 h	11 ÷ 12 h	Volt Mains	P (kW)	Euro
<i>Mains 240 Vac Single-phase</i>						
1204FP	12V / 4A	20 ÷ 40	40 ÷ 80	240	0,15	
1204FC	12V / 6A	40 ÷ 60	80 ÷ 120	240	0,15	
1208FP	12V / 8A	40 ÷ 80	80 ÷ 160	240	0,15	
2404FP	24V / 4A	20 ÷ 40	40 ÷ 80	240	0,15	
2404FC	24V / 6A	40 ÷ 60	80 ÷ 120	240	0,15	
2408FP	24V / 8A	40 ÷ 80	80 ÷ 160	240	0,15	
<b>Characteristic</b> Suitable for the cyclic recharge of lead-acid batteries IU-Ia Suitable for charge and floating of sealed gel/or lead-acid batteries Complete with mains cable						




**BOX DIMENSIONS**  
(LxPxH mm)

65 x 210 x 105

## TECHNICALS CHARACTERISTICS FALCON COMPACT 4/10 A

Listing the common principal characteristics to the *Falcon compact*:

1. Mosfet **high frequency** system with advanced technology.
2. Charge process fully controlled by microprocessor.
3. Possibility to change the charging curve choosing from 2 standard pre-programmed curves for lead acid, GEL.
4. Charging process starting in the "soft start" mode, visualization of the charging current by means the led on the front panel.
5. Protection with an output relay against polarity inversions, short circuits, over-voltages or anomalies.
6. Thermal protection against over heating



**AVAILABLE ALSO FOR ON BOARD APLICATION**  
**IP 68 PROTECTION DEGREE**  
**(TO ASK US FOR THE QUOTATION)**

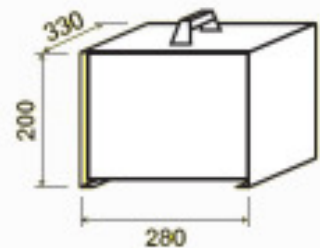


• All Products are conforming of the directives  
 89/336/CEE e 72/23/CEE



# EASY 3001 Wa (Single-phase)

		Ah Battery						Price each	
Code PWG	Type	9 ÷ 11 h	Volt Mains	P (kW)	A Amp	Kg	Box	Euro	
<i>Mains 240 Vac Single-phase</i>									
CB1215ME	12V / 15A	75 ÷ 95	240	0,27	1,17	13,00	C		
CB1220ME	12V / 20A	100 ÷ 120	240	0,36	1,57	15,00	C		
CB1225ME	12V / 25A	125 ÷ 150	240	0,45	1,96	17,00	C		
CB1230ME	12V / 30A	155 ÷ 185	240	0,54	2,35	18,00	C		
CB1240ME	12V / 40A	195 ÷ 250	240	0,72	3,13	19,00	D		
CB1250ME	12V / 50A	260 ÷ 310	240	0,90	3,91	20,00	D		
CB1260ME	12V / 60A	320 ÷ 370	240	1,15	4,70	22,00	D		
CB2415ME	24V / 15A	75 ÷ 95	240	0,54	2,35	15,00	C		
CB2420ME	24V / 20A	100 ÷ 120	240	0,72	3,13	16,00	C		
CB2425ME	24V / 25A	125 ÷ 150	240	0,90	3,91	17,00	C		
CB2430ME	24V / 30A	155 ÷ 185	240	1,08	4,70	18,00	D		
CB2440ME	24V / 40A	195 ÷ 250	240	1,40	6,26	21,00	D		
CB2450ME	24V / 50A	260 ÷ 310	240	1,80	7,83	23,00	D		
CB2460ME	24V / 60A	320 ÷ 370	240	2,16	9,39	26,00	D		
CB3615ME	36V / 15A	75 ÷ 95	240	0,80	3,52	16,00	C		
CB3620ME	36V / 20A	100 ÷ 120	240	1,08	4,70	19,00	D		
CB3625ME	36V / 25A	125 ÷ 150	240	1,27	5,87	21,00	D		
CB3630ME	36V / 30A	155 ÷ 185	240	1,60	7,04	23,00	D		
CB3640ME	36V / 40A	195 ÷ 250	240	2,16	9,39	25,00	D		



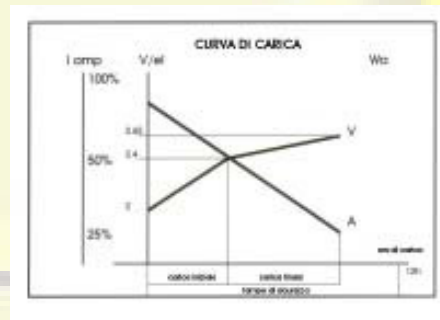
**BOX DIMENSIONS**  
(LxPxH mm)

- C 280 x 330 x 200
- D 280 x 430 x 300

## TECHNICAL CHARACTERISTICS

These charging systems are capable of charging the battery either with the Wa characteristic according to DIN41774 standard (see table "one charging stage only")  
Such systems provide the possibility of carrying out timed equalized charges or voltage sensing charges, see programming manual.

- Charge at decreasing current with intervention of the final charge at 2.40 V/cell
- Final charge with timed control 9h / 11h
- Fixed charging time (equalization charge excluded)
- Equalization charge (week-end charge) automatically. It will start after 55' from charge end
- Duration of equalized charging phase: each hour 5' (repeated for 48 hours)
- Calculation to determine the size of suitable battery charge: 16A for every 100 Ah of the battery (e.g. 500 Ah battery: 16Ax5 = 80A)

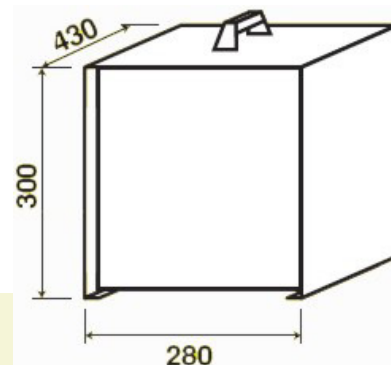


• All Products are conforming of the directives 89/336/CEE e 72/23/CEE



# CEMB 3000 Wa (Single-phase)

		Ah Battery						Price each	
Code PWG	Type		9 ÷ 11 h	Volt Mains	P (kW)	A Amp	Kg	Box	Euro
<i>Mains 240 Vac Single-phase</i>									
CB1515MB	12V / 15A	75 ÷ 95	240	0,27	1,17	13,00	C		
CB1520MB	12V / 20A	100 ÷ 120	240	0,36	1,57	15,00	C		
CB1525MB	12V / 25A	125 ÷ 150	240	0,45	1,96	17,00	C		
CB1530MB	12V / 30A	155 ÷ 185	240	0,54	2,35	18,00	C		
CB1540MB	12V / 40A	195 ÷ 250	240	0,72	3,13	19,00	D		
CB1550MB	12V / 50A	260 ÷ 310	240	0,90	3,91	20,00	D		
CB1560MB	12V / 60A	320 ÷ 370	240	1,15	4,70	22,00	D		
CB2415MB	24V / 15A	75 ÷ 95	240	0,54	2,35	15,00	C		
CB2420MB	24V / 20A	100 ÷ 120	240	0,72	3,13	16,00	C		
CB2425MB	24V / 25A	125 ÷ 150	240	0,90	3,91	17,00	C		
CB2430MB	24V / 30A	155 ÷ 180	240	1,08	4,70	18,00	D		
CB2440MB	24V / 40A	195 ÷ 250	240	1,40	6,26	21,00	D		
CB2450MB	24V / 50A	260 ÷ 310	240	1,80	7,83	23,00	D		
CB2460MB	24V / 60A	320 ÷ 370	240	2,16	9,39	26,00	D		
CB3615MB	36V / 15A	75 ÷ 95	240	0,80	3,52	16,00	C		
CB3620MB	36V / 20A	100 ÷ 120	240	1,08	4,70	19,00	D		
CB3625MB	36V / 25A	125 ÷ 150	240	1,27	5,87	21,00	D		
CB3630MB	36V / 30A	155 ÷ 180	240	1,60	7,04	23,00	D		
CB3640MB	36V / 40A	195 ÷ 250	240	2,16	9,39	25,00	D		
CB4820MB	48V / 20A	100 ÷ 125	240	1,40	6,26	24,00	D		
CB4830MB	48V / 30A	155 ÷ 180	240	2,16	9,39	26,00	D		
For Mains 110 Vc.a. increase to apply of Single-phase									



**BOX DIMENSIONS**  
(LxPxH mm)

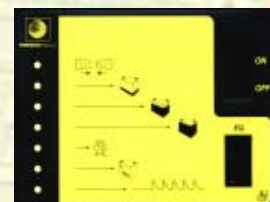
C 280 x 330 x 200  
D 280 x 430 x 300

## TECHNICAL CHARACTERISTICS

These charging systems are capable of charging the battery either with the Wa characteristic according to DIN41774 standard (see table "one charging stage only").

Such systems provide the possibility of carrying out timed equalized charges or voltage sensing charges, see programming manual.

- Charge at decreasing current with intervention of the final charge at 2.40 V/cell
- Final charge with timed control 9h / 11h
- Fixed charging time (equalization charge excluded)
- Equalization charge (week-end charge) It will start after 55' from charge end
- Duration of equalized charging phase: each hour 5' (repeated for 48 hours)
- Calculation to determine the size of suitable battery charge: 16A for every 100 Ah of the battery (e.g. 500 Ah battery: 16Ax5 = 80A)



• All Products are conforming of the directives  
89/336/CEE e 72/23/CEE

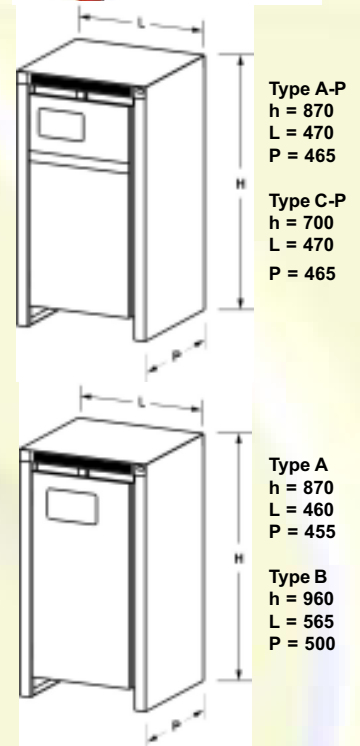


# Compact 3000 Wa (Single-phase)

		Ah Battery  9 ÷ 11 h						Price each
Code PWG	Type		Volt Mains	P (kW)	A Amp	Kg	Box	Euro

*Mains 240 Vac Single-phase*

2450MC	24V / 50A	250 ÷ 310	230	1,80	7,82	42,00	AP
2460MC	24V / 60A	320 ÷ 380	230	2,20	9,39	44,00	AP
2470MC	24V / 70A	420 ÷ 470	230	2,60	10,95	46,00	AP
2480MC	24V / 80A	380 ÷ 500	230	3,00	12,52	47,00	AP
2490MC	24V / 90A	510 ÷ 580	230	3,40	14,08	52,00	AP
24100MC	24V / 100A	510 ÷ 620	230	3,70	15,65	55,00	AP
24110MC	24V / 110A	625 ÷ 700	230	4,10	17,21	59,00	AP
24120MC	24V / 120A	625 ÷ 720	230	4,40	18,78	61,00	AP
24130MC	24V / 130A	760 ÷ 800	230	4,80	20,34	64,00	C-P
24140MC	24V / 140A	750 ÷ 875	230	5,20	21,91	66,00	C-P
3650MC	36V / 50A	250 ÷ 310	230	2,80	11,73	49,00	AP
3660MC	36V / 60A	320 ÷ 380	230	3,40	14,09	50,00	AP
3670MC	36V / 70A	420 ÷ 470	230	3,90	16,43	52,00	AP
3680MC	36V / 80A	380 ÷ 500	230	4,40	18,78	54,00	AP
3690MC	36V / 90A	510 ÷ 580	230	5,00	21,13	56,00	AP
36100MC	36V / 100A	510 ÷ 620	230	5,60	23,48	62,00	AP
4840MC	48V / 40A	195 ÷ 250	230	2,90	12,52	55,00	AP
4850MC	48V / 50A	250 ÷ 310	230	3,70	15,65	56,00	AP
4860MC	48V / 60A	320 ÷ 380	230	4,40	18,78	57,00	AP
4870MC	48V / 70A	420 ÷ 470	230	5,10	21,91	58,00	AP
4880MC	48V / 80A	380 ÷ 500	230	5,90	25,04	61,00	AP
4890MC	48V / 90A	510 ÷ 580	230	7,00	28,17	62,00	AP
48100MC	48V / 100A	510 ÷ 620	230	7,40	31,3	68,00	AP
7230MC	72V / 30A	155 ÷ 185	230	3,40	14,09	63,00	AP
7240MC	72V / 40A	195 ÷ 250	230	3,60	18,78	65,00	AP
7250MC	72V / 50A	250 ÷ 310	230	5,10	23,48	67,00	AP
7260MC	72V / 60A	320 ÷ 380	230	6,60	28,17	69,00	AP
7270MC	72V / 70A	420 ÷ 470	230	7,70	28,17	71,00	C-P
7280MC	72V / 80A	380 ÷ 500	230	9,20	37,57	75,00	C-P
8030MC	80V / 30A	155 ÷ 185	230	3,70	15,65	66,00	AP
8040MC	80V / 40A	195 ÷ 250	230	4,90	20,87	67,00	AP
8050MC	80V / 50A	250 ÷ 310	230	6,20	26,08	68,00	AP
8060MC	80V / 60A	320 ÷ 380	230	6,60	31,3	70,00	AP
8070MC	80V / 70A	420 ÷ 470	230	9,00	36,52	72,00	C-P
8080MC	80V / 80A	380 ÷ 500	230	9,50	37,39	75,00	C-P

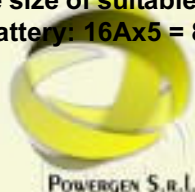


## TECHNICAL CHARACTERISTICS

- Charge at decreasing current with intervention of the final charge at 2.40 V/cell
- Final charge with timed control 9h / 11h
- Fixed charging time (equalization charge excluded)
- Equalization charge (week-end charge) to be recalled. It will start after 55' from charge end
- Duration of equalized charging phase: each hour 5' (repeated for 48 hours)
- Calculation to determine the size of suitable battery charge: 16A for every 100 Ah of the battery (e.g. 500 Ah battery: 16Ax5 = 80A)

## BOX DIMENSIONS (LxPxH mm)

A-P 470 x 465 x 700  
C-P 470 x 465 x 870



• All Products are conforming of the directives  
89/336/CEE e 72/23/CEE



# Revolution 3000 Wa (Three-Phase)

		Ah Battery						Price each	
Code PWG	Type	9 ÷ 11 h	Volt Mains	P (kW)	A Amp	Kg	Box	Euro	
<i>Mains 400 Vac Three-phase</i>									
EC2460T	24V/ 60A	max 360	400	2,30	3,29	38,00	C-C		
EC2480T	24V/ 80A	max 480	400	3,08	4,38	40,00	C-C		
EC24100T	24V / 100A	max 600	400	4,00	5,48	42,00	C-C		
EC24120T	24V / 120A	max 720	400	4,65	6,57	50,00	C-C		
EC3660T	36V / 60A	max 360	400	3,40	4,93	39,00	C-C		
EC3680T	36V / 80A	max 480	400	4,55	6,57	41,00	C-C		
EC36100T	36V / 100A	max 600	400	5,70	8,21	43,00	C-C		
EC36120T	36V / 120A	max 720	400	6,80	9,86	51,00	C-C		
EC4860T	48V/ 60A	max 360	400	4,50	6,57	40,00	C-C		
EC4880T	48V / 80A	max 480	400	5,90	8,76	42,00	C-C		
EC48100T	48V / 100A	max 600	400	7,40	10,95	44,00	C-C		
EC48120T	48V / 120A	max 720	400	9,20	13,14	52,00	C-C		
EC7260T	72V/ 60A	max 360	400	6,50	9,68	43,00	C-C		
EC7280T	72V/ 80A	max 480	400	9,20	13,14	45,00	C-C		
EC8060T	80V / 60A	max 360	400	7,30	10,95	44,00	C-C		
EC8080T	80V / 80A	max 480	400	10,00	14,6	46,00	C-C		



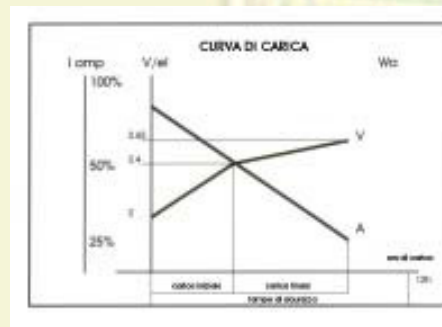

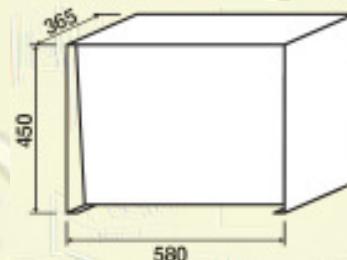
**BOX DIMENSIONS**  
(LxPxH mm)

**C-C 580 x 365 x 450**

## TECHNICAL CHARACTERISTICS

These charging systems are capable of charging the battery either with the Wa characteristic according to DIN41774 standard (see table "one charging stage only")

- Charge at decreasing current with intervention of the final charge at 2.40 V/cell
- Final charge with timed control 9h / 11h
- Fixed charging time (equalization charge excluded)
- Equalization charge (week-end charge) to be recalled. It will start after 55' from charge end
- Duration of equalized charging phase: each hour 5' (repeated for 48 hours)
- Calculation to determine the size of suitable battery charge: 16A for every 100 Ah of the battery (e.g. 500 Ah battery: 16Ax5 = 80A)

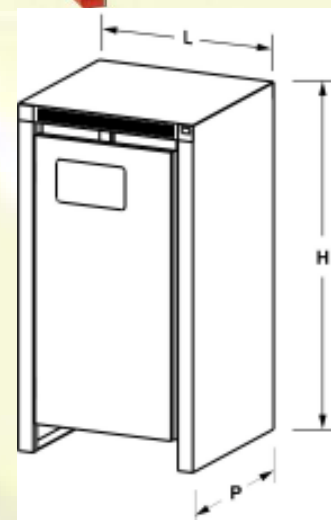


• All Products are conforming of the directives 89/336/CEE e 72/23/CEE



# Compact 3000 Wa (Three-phase)

		Ah Battery					Price each
Code PWG	Type	9 ÷ 11 h	Volt Mains	P (kW)	Kg	Box	Euro
<i>Mains 400 Vac Three-phase</i>							
2460TB	24V / 60A	max 360	400	1,91	46,00	AP	
2480TB	24V / 80A	max 480	400	2,54	46,00	AP	
24100TB	24V / 100A	max 600	400	3,18	49,00	AP	
24120TB	24V / 120A	max 720	400	3,82	61,00	AP	
24140TB	24V / 140A	max 840	400	4,45	66,00	AP	
24160TB	24V / 160A	max 960	400	5,09	71,00	C-P	
24180TB	24V / 180A	max 1030	400	5,72	76,00	C-P	
3660TB	36V / 60A	max 360	400	2,86	51,00	AP	
3680TB	36V / 80A	max 480	400	3,82	56,00	AP	
36100TB	36V / 100A	max 600	400	4,77	64,00	AP	
36120TB	36V / 120A	max 720	400	5,72	69,00	AP	
36140TB	36V / 140A	max 840	400	6,68	76,00	AP	
4860TB	48V / 60A	max 360	400	3,82	59,00	AP	
4880TB	48V / 80A	max 480	400	5,09	63,00	AP	
48100TB	48V / 100A	max 600	400	6,36	70,00	AP	
48120TB	48V / 120A	max 720	400	7,63	76,00	C-P	
48140TB	48V / 140A	max 840	400	8,90	81,00	C-P	
48160TB	48V / 160A	max 960	400	10,20	89,00	C-P	
7260TB	72V / 60A	max 360	400	5,72	71,00	AP	
7280TB	72V / 80A	max 480	400	7,63	76,00	AP	
72100TB	72V / 100A	max 600	400	9,54	88,00	C-P	
72120TB	72V / 120A	max 720	400	11,50	93,00	C-P	
72140TB	72V / 140A	max 840	400	13,40	101,00	B	
8060TB	80V / 60A	max 360	400	6,36	72,00	AP	
8080TB	80V / 80A	max 480	400	8,48	77,00	AP	
80100TB	80V / 100A	max 600	400	10,60	91,00	C-P	
80120TB	80V / 120A	max 720	400	12,70	97,00	C-P	
80140TB	80V / 140A	max 840	400	14,80	102,00	C-P	
80160TB	80V / 160A	max 960	400	17,00	133,00	B	
9660TB	96V / 60A	max 360	400	7,63	75,00	AP	
9680TB	96V / 80A	max 480	400	10,20	85,00	C-P	
96100TB	96V / 100A	max 600	400	12,70	92,00	C-P	
96120TB	96V / 120A	max 720	400	15,30	101,00	C-P	



**BOX DIMENSIONS**  
(LxPxH mm)

A-P 470 x 465 x 700  
 C-P 470 x 465 x 870  
 B 565 x 500 x 960

## TECHNICAL CHARACTERISTICS

- 3x400V three-phase supply (with possibility to request voltages different from the standard ones), adjustable to  $\pm 5\%$  or  $\pm 10\%$
- Microprocessor-controlled programming and measuring via digital gearcase. Such microprocessor control is designed to optimize the charging cycles for any type of battery.
- 230V coil three-pole contactor
- Delta-star stray flux three-phase power transformer,
- Three-phase rectifier bridge with silicon diodes, natural cooling, with snubber protection
- Sheet steel case with modular panels so as to assure maximum accessibility in case of service.
- New lexan plate with charging data very easy to understand



• All Products are conforming of the directives  
 89/336/CEE e 72/23/CEE



## Smart 3000 Wa (Three-phase)

		Ah Battery 9 ÷ 11 h					Price each
Code PWG	Type		Volt Mains	P (kW)	Kg	Box	Euro
<i>Mains 400 Vac Three-phase</i>							
2450TS	24V / 50A	260 ÷ 310	400	1,59	39,00	A-P	
2460TS	24V / 60A	320 ÷ 380	400	1,91	41,00	A-P	
2480TS	24V / 80A	390 ÷ 500	400	2,54	46,00	A-P	
24100TS	24V / 100A	510 ÷ 620	400	3,18	49,00	A-P	
24120TS	24V / 120A	625 ÷ 720	400	3,82	62,00	A-P	
24140TS	24V / 140A	740 ÷ 840	400	4,45	65,00	A-P	
24160TS	24V / 160A	850 ÷ 960	400	5,09	71,00	C-P	
24180TS	24V / 180A	980 ÷ 1080	400	5,72	76,00	C-P	
24200TS	24V / 200A	1100 ÷ 1200	400	6,36	83,00	C-P	
3660TS	36V / 60A	320 ÷ 380	400	2,86	51,00	A-P	
3680TS	36V / 80A	390 ÷ 500	400	3,82	56,00	A-P	
36100TS	36V / 100A	510 ÷ 620	400	4,77	64,00	A-P	
36120TS	36V / 120A	625 ÷ 720	400	5,72	69,00	A-P	
36140TS	36V / 140A	750 ÷ 875	400	6,68	76,00	A-P	
36160TS	36V / 160A	850 ÷ 960	400	7,63	79,00	C-P	
36180TS	36V / 180A	980 ÷ 1080	400	8,59	82,00	C-P	
4850TS	48V / 50A	250 ÷ 310	400	3,18	59,00	A-P	
4860TS	48V / 60A	320 ÷ 380	400	3,82	61,00	A-P	
4880TS	48V / 80A	390 ÷ 500	400	5,09	65,00	A-P	
48100TS	48V / 100A	510 ÷ 620	400	6,36	71,00	A-P	
48120TS	48V / 120A	625 ÷ 720	400	7,63	76,00	C-P	
48140TS	48V / 140A	750 ÷ 875	400	8,90	81,00	C-P	
48160TS	48V / 160A	850 ÷ 960	400	10,20	89,00	C-P	
48180TS	48V / 180A	980 ÷ 1080	400	11,50	97,00	C-P	
48200TS	48V / 200A	1100 ÷ 1200	400	12,70	104,00	C-P	
48220TS	48V / 220A	1250 ÷ 1375	400	14,00	112,00	B	
48240TS	48V / 240A	1375 ÷ 1450	400	15,30	120,00	B	
7260TS	72V / 60A	320 ÷ 380	400	5,72	71,00	A-P	
7280TS	72V / 80A	390 ÷ 500	400	7,63	76,00	A-P	
72100TS	72V / 100A	510 ÷ 620	400	9,54	88,00	C-P	
72120TS	72V / 120A	625 ÷ 720	400	11,50	93,00	C-P	
72140TS	72V / 140A	750 ÷ 875	400	13,40	101,00	C-P	
72160TS	72V / 160A	850 ÷ 960	400	15,30	105,00	B	
8030TS	80V / 30A	155 ÷ 185	400	3,18	62,00	A-P	
8040TS	80V / 40A	195 ÷ 250	400	4,24	65,00	A-P	
8050TS	80V / 50A	260 ÷ 310	400	5,30	68,00	A-P	
8060TS	80V / 60A	320 ÷ 380	400	6,36	72,00	A-P	
8080TS	80V / 80A	390 ÷ 500	400	8,48	77,00	A-P	
80100TS	80V / 100A	510 ÷ 620	400	10,60	91,00	C-P	
80120TS	80V / 120A	625 ÷ 720	400	12,70	96,00	C-P	
80140TS	80V / 140A	750 ÷ 875	400	14,80	102,00	C-P	
80160TS	80V / 160A	850 ÷ 960	400	17,00	131,00	B	
80180TS	80V / 180A	980 ÷ 1080	400	19,10	151,00	B	
80200TS	80V / 200A	1100 ÷ 1200	400	21,20	161,00	B	
80220TS	80V / 220A	1250 ÷ 1375	400	23,30	173,00	B	
80240TS	80V / 240A	1375 ÷ 1450	400	25,40	184,00	B	
9650TS	96V / 50A	260 ÷ 310	400	6,36	76,00	A-P	
9660TS	96V / 60A	320 ÷ 380	400	7,63	80,00	A-P	
9670TS	96V / 70A	420 ÷ 470	400	8,90	81,00	A-P	
9680TS	96V / 80A	390 ÷ 500	400	10,20	83,00	C-P	
96100TS	96V / 100A	510 ÷ 620	400	12,70	96,00	C-P	
96120TS	96V / 120A	625 ÷ 720	400	15,30	101,00	B	



• All Products are conforming of the directives  
89/336/CEE e 72/23/CEE



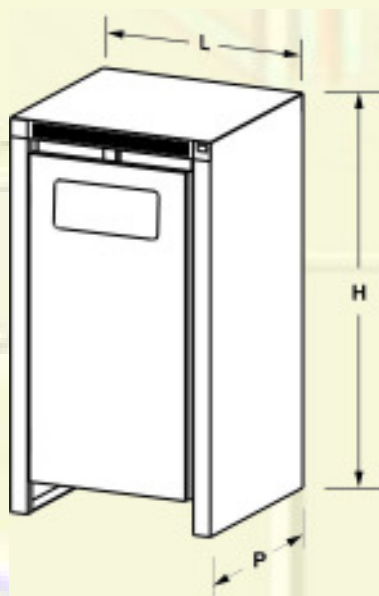
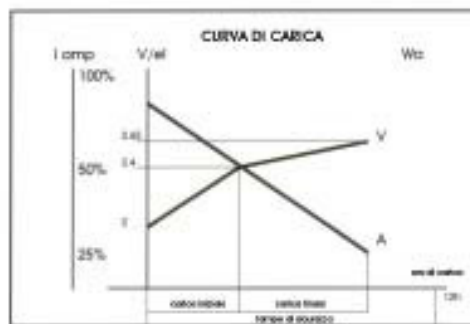
## TECHNICAL CHARACTERISTICS

These charging systems are capable of charging the battery either with the Wa characteristic according to DIN41774 standard (see table "one charging stage only") or, alternatively, when the charging time needs to be reduced, according to the WoWa characteristic, based on DIN 41773 standard, see table "Addition of a second charging stage".

Such systems provide the possibility of carrying out timed equalized charges or voltage sensing charges, see programming manual.

### CHARGING CURVE "WA" (DIN 41774)

These charging systems are capable of charging the battery either with the Wa characteristic according to DIN41774 standard (see table "one charging stage only") or, alternatively, when the charging time needs to be reduced, according to the WoWa characteristic, based on DIN 41773 standard, see table "Addition of a second charging stage"



#### BOX DIMENSIONS (LxPxH mm)

A-P	470 x 465 x 700
C-P	470 x 465 x 870
B	565 x 500 x 960



• All Products are conforming of the directives  
89/336/CEE e 72/23/CEE



# Digit 3001 Wa (Three-phase)

		Ah Battery					Price each
Code PWG	Type	9 ÷ 11 h	Volt Mains	P (kW)	Kg	Box	Euro
<i>Mains 400 Vac Three-phase</i>							
2450TD1	24V / 50A	250 ÷ 310	400	1,59	39,00	A-P	
2460TD1	24V / 60A	320 ÷ 380	400	1,91	41,00	A-P	
2480TD1	24V / 80A	390 ÷ 500	400	2,54	46,00	A-P	
24100TD1	24V / 100A	510 ÷ 620	400	3,18	49,00	A-P	
24120TD1	24V / 120A	625 ÷ 720	400	3,82	62,00	A-P	
24140TD1	24V / 140A	750 ÷ 875	400	4,45	65,00	A-P	
24160TD1	24V / 160A	850 ÷ 960	400	5,09	71,00	C-P	
24180TD1	24V / 180A	980 ÷ 1080	400	5,72	76,00	C-P	
24200TD1	24V / 200A	1100 ÷ 1200	400	6,36	83,00	C-P	
3660TD1	36V / 60A	320 ÷ 380	400	2,86	64,00	A-P	
3680TD1	36V / 80A	390 ÷ 500	400	3,82	69,00	A-P	
36100TD1	36V / 100A	510 ÷ 620	400	4,77	76,00	A-P	
36120TD1	36V / 120A	625 ÷ 720	400	5,72	79,00	A-P	
36140TD1	36V / 140A	750 ÷ 875	400	6,68	82,00	A-P	
36160TD1	36V / 160A	850 ÷ 960	400	7,63	89,00	C-P	
36180TD1	36V / 180A	980 ÷ 1080	400	8,59	105,00	C-P	
4850TD1	48V / 50A	250 ÷ 310	400	3,18	57,00	A-P	
4860TD1	48V / 60A	320 ÷ 380	400	3,82	61,00	A-P	
4880TD1	48V / 80A	390 ÷ 500	400	5,09	65,00	A-P	
48100TD1	48V / 100A	510 ÷ 620	400	6,36	71,00	A-P	
48120TD1	48V / 120A	625 ÷ 720	400	7,63	76,00	C-P	
48140TD1	48V / 140A	750 ÷ 875	400	8,90	81,00	C-P	
48160TD1	48V / 160A	850 ÷ 960	400	10,20	89,00	C-P	
48180TD1	48V / 180A	980 ÷ 1080	400	11,50	97,00	C-P	
48200TD1	48V / 200A	1100 ÷ 1200	400	12,70	104,00	C-P	
48220TD1	48V / 220A	1250 ÷ 1375	400	14,00	112,00	C-P	
48240TD1	48V / 240A	1375 ÷ 1450	400	15,30	120,00	B	



## TECHNICAL CHARACTERISTICS

DIGIT 3001 is fully programmable in all its functions and widely configurable in every charging parameter. This feature gives the card extreme flexibility, thus facilitating its use in numerous applications.

These charging systems are capable of charging the battery either with the Wa characteristic according to DIN41774 standard (see table "one charging stage only") or, alternatively, when the charging time needs to be reduced, according to the WoWa characteristic, based on DIN 41774 standard, see table "Addition of a second charging stage".

Such systems provide the possibility of carrying out timed equalized charges or voltage sensing charges, see programming manual.

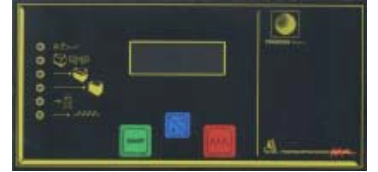


• All Products are conforming of the directives  
89/336/CEE e 72/23/CEE



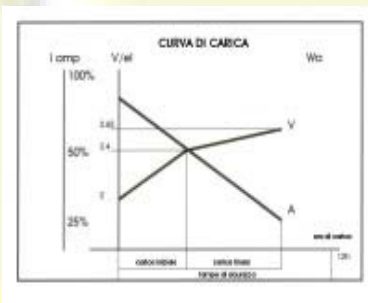
# Digit 3001 Wa (Three-phase)

		Ah Battery					Price each
Code PWG	Type	9 ÷ 11 h	Volt Mains	P (kW)	Kg	Box	Euro
<i>Mains 400 Vac Three-phase</i>							
7260TD1	72V / 60A	320 ÷ 380	400	5,72	71,00	A-P	
7280TD1	72V / 80A	390 ÷ 500	400	7,63	76,00	A-P	
72100TD1	72V / 100A	510 ÷ 620	400	9,54	88,00	C-P	
72120TD1	72V / 120A	625 ÷ 720	400	11,50	93,00	C-P	
72140TD1	72V / 140A	750 ÷ 875	400	13,40	101,00	C-P	
72160TD1	72V / 160A	850 ÷ 960	400	15,30	105,00	B	
8030TD1	80V / 30A	155 ÷ 185	400	3,18	62,00	A-P	
8040TD1	80V / 40A	195 ÷ 250	400	4,24	65,00	A-P	
8050TD1	80V / 50A	260 ÷ 310	400	5,30	68,00	A-P	
8060TD1	80V / 60A	320 ÷ 380	400	6,36	72,00	A-P	
8080TD1	80V / 80A	390 ÷ 500	400	8,48	77,00	A-P	
80100TD1	80V / 100A	510 ÷ 620	400	10,60	91,00	C-P	
80120TD1	80V / 120A	625 ÷ 720	400	12,70	96,00	C-P	
80140TD1	80V / 140A	750 ÷ 875	400	14,80	102,00	C-P	
80160TD1	80V / 160A	850 ÷ 960	400	17,00	131,00	B	
80180TD1	80V / 180A	980 ÷ 1080	400	19,10	151,00	B	
80200TD1	80V / 200A	1100 ÷ 1200	400	21,20	161,00	B	
80220TD1	80V / 220A	1250 ÷ 1375	400	23,30	173,00	B	
80240TD1	80V / 240A	1375 ÷ 1450	400	25,40	184,00	B	
9650TD1	96V / 50A	260 ÷ 310	400	6,36	76,00	A-P	
9660TD1	96V / 60A	320 ÷ 380	400	7,63	80,00	A-P	
9680TD1	96V / 80A	390 ÷ 500	400	10,20	83,00	C-P	
96100TD1	96V / 100A	510 ÷ 620	400	12,70	96,00	C-P	
96120TD1	96V / 120A	625 ÷ 720	400	15,30	101,00	B	



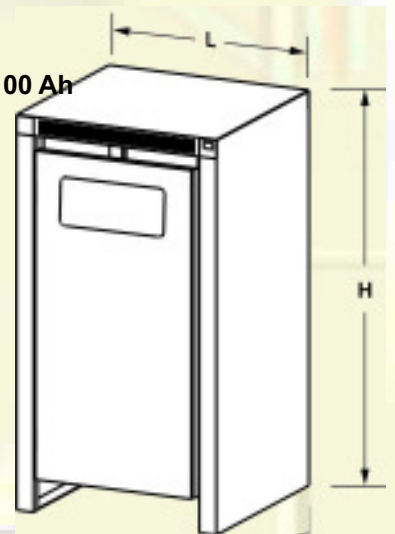
## TECHNICAL CHARACTERISTICS

- Charge at decreasing current with intervention of the final charge at 2.40 V/cell
- Final charge with timed control 9h / 11h
- Fixed charging time (equalization charge excluded)
- Equalization charge (week-end charge) to be recalled. It will start after 55' from charge end
- Duration of equalized charging phase: each hour 5' (repeated for 48 hours)
- Calculation to determine the size of suitable battery charge: 16A for every 100 Ah of the battery (e.g. 500 Ah battery: 16Ax5 = 80A)



### BOX DIMENSIONS (LxPxH mm)

A-P	470 x 465 x 700
C-P	470 x 465 x 870
B	565 x 500 x 960



• All Products are conforming of the directives 89/336/CEE e 72/23/CEE



# Digit 3001 Wo-Wa (Three-phase)

		Ah Battery					Price each
Code PWG	Type	7 ÷ 8 h	Volt Mains	P (kW)	Kg	Box	Euro

*Mains 400 Vac Three-phase*

2450TD2	24V / 50A	230 ÷ 275	400	1,59	55,00	A-P
2460TD2	24V / 60A	300 ÷ 330	400	1,91	57,00	A-P
2480TD2	24V / 80A	400 ÷ 440	400	2,54	59,00	A-P
24100TD2	24V / 100A	500 ÷ 550	400	3,18	64,00	A-P
24120TD2	24V / 120A	600 ÷ 660	400	3,82	77,00	C-P
24140TD2	24V / 140A	700 ÷ 770	400	4,45	82,00	C-P
24160TD2	24V / 160A	800 ÷ 880	400	5,09	97,00	C-P
24180TD2	24V / 180A	900 ÷ 990	400	5,72	103,00	C-P
24200TD2	24V / 200A	1000 ÷ 1100	400	6,36	115,00	C-P
36100TD2	36V / 100A	500 ÷ 550	400	4,77	80,00	A-P
36120TD2	36V / 120A	600 ÷ 660	400	5,72	84,00	C-P
36140TD2	36V / 140A	700 ÷ 770	400	6,68	92,00	C-P
36160TD2	36V / 160A	800 ÷ 880	400	7,63	99,00	C-P
36180TD2	36V / 180A	900 ÷ 990	400	8,59	115,00	C-P
36200TD2	36V / 200A	1000 ÷ 1100	400	9,54	125,00	C-P
4860TD2	48V / 60A	300 ÷ 330	400	3,82	77,00	A-P
4880TD2	48V / 80A	400 ÷ 440	400	5,09	79,00	A-P
48100TD2	48V / 100A	500 ÷ 550	400	6,36	87,00	A-P
48120TD2	48V / 120A	600 ÷ 660	400	7,63	92,00	A-P
48140TD2	48V / 140A	700 ÷ 770	400	8,90	97,00	C-P
48160TD2	48V / 160A	800 ÷ 880	400	10,20	106,00	C-P
48180TD2	48V / 180A	900 ÷ 990	400	11,50	114,00	C-P
48200TD2	48V / 200A	1000 ÷ 1100	400	12,70	123,00	C-P
48220TD2	48V / 220A	1110 ÷ 1210	400	14,00	132,00	C-P
48240TD2	48V / 240A	1200 ÷ 1320	400	15,30	143,00	B
48260TD2	48V / 260A	1300 ÷ 1430	400	16,50	154,00	B
48280TD2	48V / 280A	1400 ÷ 1540	400	17,80	165,00	B
48300TD2	48V / 300A	1500 ÷ 1650	400	19,10	176,00	B



**BOX DIMENSIONS**  
(LxPxH mm)


A-P 470 x 465 x 700  
C-P 470 x 465 x 870  
B 565 x 500 x 960



**KIT**  
**AIR-PUMP**  
**surcharge**

## TECHNICAL CHARACTERISTICS

- Charge at decreasing current with intervention of the final charge at 2.42 V/cell
- Final charge with timed control 7h / 8h
- Fixed charging time (equalization charge excluded)
- Equalization charge (week-end charge) to be recalled. It will start after 55' from charge end
- Duration of equalized charging phase: each 5' (repeated for 48 hours)
- Calculation to determine the size of suitable battery charge: 16A for every 100 Ah of the battery (e.g. 500 Ah battery: 16Ax5 = 80A)



• All Products are conforming of the directives  
89/336/CEE e 72/23/CEE



# Digit 3001 Wo-Wa (Three-phase)

		Ah Battery  7 ÷ 8 h					Price each
Code PWG	Type		Volt Mains	P (kW)	Kg	Box	Euro

*Mains 400 Vac Three-phase*

7280TD2	72V / 60A	300 ÷ 330	400	5,72	<b>88,00</b>	A-P
7280TD2	72V / 80A	400 ÷ 440	400	7,63	<b>92,00</b>	A-P
72100TD2	72V / 100A	500 ÷ 550	400	9,54	<b>105,00</b>	C-P
72120TD2	72V / 120A	600 ÷ 660	400	11,50	<b>109,00</b>	C-P
72140TD2	72V / 140A	700 ÷ 770	400	13,40	<b>118,00</b>	C-P
72160TD2	72V / 160A	800 ÷ 880	400	15,30	<b>128,00</b>	B
72180TD2	72V / 180A	900 ÷ 990	400	17,20	<b>144,00</b>	B
72200TD2	72V / 200A	1000 ÷ 1100	400	19,10	<b>165,00</b>	B
8060TD2	80V / 60A	300 ÷ 330	400	6,36	<b>89,00</b>	A-P
8080TD2	80V / 80A	400 ÷ 440	400	8,48	<b>93,00</b>	A-P
80100TD2	80V / 100A	500 ÷ 550	400	10,60	<b>109,00</b>	C-P
80120TD2	80V / 120A	600 ÷ 660	400	12,70	<b>112,00</b>	C-P
80140TD2	80V / 140A	700 ÷ 770	400	14,80	<b>127,00</b>	C-P
80160TD2	80V / 160A	800 ÷ 880	400	17,00	<b>147,00</b>	B
80180TD2	80V / 180A	900 ÷ 990	400	19,10	<b>166,00</b>	B
80200TD2	80V / 200A	1000 ÷ 1100	400	21,20	<b>179,00</b>	B
80220TD2	80V / 220A	1110 ÷ 1210	400	23,30	<b>185,00</b>	B
80240TD2	80V / 240A	1200 ÷ 1320	400	25,40	<b>196,00</b>	B
9660TD2	96V / 60A	300 ÷ 330	400	7,63	<b>95,00</b>	C-P
9680TD2	96V / 80A	400 ÷ 440	400	10,20	<b>99,00</b>	C-P
96100TD2	96V / 100A	500 ÷ 550	400	12,70	<b>112,00</b>	C-P
96120TD2	96V / 120A	600 ÷ 660	400	15,30	<b>115,00</b>	C-P
96140TD2	96V / 140A	700 ÷ 770	400	17,80	<b>132,00</b>	C-P
96160TD2	96V / 160A	800 ÷ 880	400	20,30	<b>151,00</b>	C-P
96180TD2	96V / 180A	900 ÷ 990	400	22,90	<b>171,00</b>	B
96200TD2	96V / 200A	1000 ÷ 1100	400	25,40	<b>182,00</b>	B



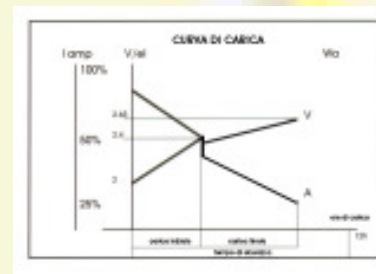
**Polycarbonate plate**



**KIT  
AIR-PUMP  
surcharge**

## TECHNICAL CHARACTERISTICS

- Charge at decreasing current with intervention of the final charge at 2.42 V/cell
- Final charge with timed control 7h / 8h
- Fixed charging time (equalization charge excluded)
- Equalization charge (week-end charge) to be recalled. It will start after 55' from charge end
- Duration of equalized charging phase: each 5' (repeated for 48 hours)
- Calculation to determine the size of suitable battery charge: 16A for every 100 Ah of the battery (e.g. 500 Ah battery: 16Ax5 = 80A)

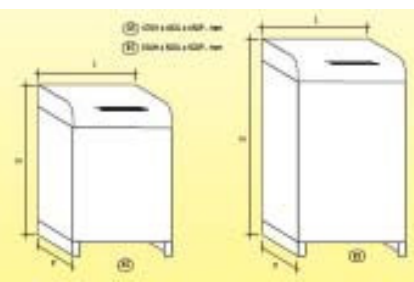


• All Products are conforming of the directives  
89/336/CEE e 72/23/CEE



# Sirius Wa (Three-phase)

		Ah Battery					Price each
Code PWG	Type	9 ÷ 11 h	Volt Mains	P (kW)	Kg	Box	Euro
<i>Mains 400 Vac Three-phase</i>							
2450TSI	24V / 50A	250 ÷ 310	400	1,59	39,00	A-S	
2460TSI	24V / 60A	320 ÷ 380	400	1,91	41,00	A-S	
2480TSI	24V / 80A	390 ÷ 500	400	2,54	46,00	A-S	
24100TSI	24V / 100A	510 ÷ 620	400	3,18	49,00	A-S	
24120TSI	24V / 120A	625 ÷ 720	400	3,82	62,00	A-S	
24140TSI	24V / 140A	750 ÷ 875	400	4,45	65,00	A-S	
24160TSI	24V / 160A	850 ÷ 960	400	5,09	71,00	B-S	
24180TSI	24V / 180A	980 ÷ 1080	400	5,72	76,00	B-S	
24200TSI	24V / 200A	1100 ÷ 1200	400	6,36	83,00	B-S	
3660TSI	36V / 60A	320 ÷ 380	400	2,86	64,00	A-S	
3680TSI	36V / 80A	390 ÷ 500	400	3,82	69,00	A-S	
36100TSI	36V / 100A	510 ÷ 620	400	4,77	76,00	A-S	
36120TSI	36V / 120A	625 ÷ 720	400	5,72	79,00	A-S	
36140TSI	36V / 140A	750 ÷ 875	400	6,68	82,00	A-S	
36160TSI	36V / 160A	850 ÷ 960	400	7,63	89,00	B-S	
36180TSI	36V / 180A	980 ÷ 1080	400	8,59	105,00	B-S	
4850TSI	48V / 50A	250 ÷ 310	400	3,18	57,00	A-S	
4860TSI	48V / 60A	320 ÷ 380	400	3,82	61,00	A-S	
4880TSI	48V / 80A	390 ÷ 500	400	5,09	65,00	A-S	
48100TSI	48V / 100A	510 ÷ 620	400	6,36	71,00	A-S	
48120TSI	48V / 120A	625 ÷ 720	400	7,63	76,00	B-S	
48140TSI	48V / 140A	750 ÷ 875	400	8,90	81,00	B-S	
48160TSI	48V / 160A	850 ÷ 960	400	10,20	89,00	B-S	
48180TSI	48V / 180A	980 ÷ 1080	400	11,50	97,00	B-S	
48200TSI	48V / 200A	1100 ÷ 1200	400	12,70	104,00	B-S	
48220TSI	48V / 220A	1250 ÷ 1375	400	14,00	112,00	B-S	
48240TSI	48V / 240A	1375 ÷ 1450	400	15,30	120,00	S	



## TECHNICAL CHARACTERISTICS

- 400V three-phase supply (with possibility to request voltages different from the standard ones), adjustable to
- Microprocessor-controlled programming and measuring via digital gearcase, 24V - 50Hz supply. Such microprocessor control is designed to optimize the charging cycles for any type of battery.
- Three mains input fuses
- 24V coil three-pole contactor
- D.C. fuse on rectifier output
- Delta-star stray flux three-phase power transformer, TENVEX copper windings with double enamel insulation; class H; impregnated in autoclave with ecological epoxy resins, with thermocouples for disconnection due to maximum temperature.
- Three-phase rectifier bridge with silicon diodes, natural cooling, with snubber protection JMOV.



• All Products are conforming of the directives 89/336/CEE e 72/23/CEE



# Sirius Wa (Three-phase)

		Ah Battery					Price each
Code PWG	Type	9 ÷ 11 h	Volt Mains	P (kW)	Kg	Box	Euro
<i>Mains 400 Vac Three-phase</i>							
7260TSI	72V / 60A	320 ÷ 380	400	5,72	71,00	A-S	
7280TSI	72V / 80A	390 ÷ 500	400	7,63	76,00	A-S	
72100TSI	72V / 100A	510 ÷ 620	400	9,54	88,00	B-S	
72120TSI	72V / 120A	625 ÷ 720	400	11,50	93,00	B-S	
72140TSI	72V / 140A	750 ÷ 875	400	13,70	101,00	B-S	
72160TSI	72V / 160A	850 ÷ 960	400	15,30	105,00	B	
8030TSI	80V / 30A	155 ÷ 185	400	3,18	62,00	A-S	
8040TSI	80V / 40A	195 ÷ 250	400	4,24	65,00	A-S	
8050TSI	80V / 50A	260 ÷ 310	400	5,30	68,00	A-S	
8060TSI	80V / 60A	320 ÷ 380	400	6,36	72,00	A-S	
8080TSI	80V / 80A	390 ÷ 500	400	8,48	77,00	A-S	
80100TSI	80V / 100A	510 ÷ 620	400	10,60	91,00	B-S	
80120TSI	80V / 120A	625 ÷ 720	400	12,70	96,00	B-S	
80140TSI	80V / 140A	750 ÷ 875	400	14,80	102,00	B-S	
80160TSI	80V / 160A	850 ÷ 960	400	17,00	131,00	S	
80180TSI	80V / 180A	980 ÷ 1080	400	19,10	151,00	S	
80200TSI	80V / 200A	1100 ÷ 1200	400	21,20	161,00	S	
80220TSI	80V / 220A	1250 ÷ 1375	400	23,30	173,00	S	
80240TSI	80V / 240A	1375 ÷ 1450	400	25,40	184,00	S	
9650TSI	96V / 50A	260 ÷ 310	400	6,36	76,00	A-S	
9660TSI	96V / 60A	320 ÷ 380	400	7,63	80,00	A-S	
9680TSI	96V / 80A	390 ÷ 500	400	10,20	83,00	B-S	
96100TSI	96V / 100A	510 ÷ 620	400	12,70	96,00	B-S	
96120TSI	96V / 120A	625 ÷ 720	400	15,30	101,00	S	



## TECHNICAL CHARACTERISTICS

- Mains input and d.c. output polarized cables
- Modular installation on galvanized steel base assure maximum accessibility in case of service.
- Epoxy powder coating, oven-baked
- Standard colour: RAL 5015 Bleu
- Lab-tested electronic circuit conforming to the directive on electromagnetic compatibility and CE marking.
- Equalization charge timed
- Automatic Start
- Automatic disconnection of battery charger due to battery disconnection.
- Smart charging system according to the discharge level of the battery
- Short check of functions and times.
- Option: custom-made colour
- Custom-made logo and silk-screen printing
- Final acceptance test conforming to safety regulations.
- Charging with decreasing current (Wa characteristic): 9÷11 h charging time.
- Complete with mains and battery cables; assembly of plugs and battery connectors on request.



• All Products are conforming of the directives 89/336/CEE e 72/23/CEE



# Sirius Wo-Wa (Three-phase)

		Ah Battery  7 ÷ 8 h					Price each	
Code PWG	Type		Volt Mains	P (kW)	Kg	Box	Euro	
<i>Mains 400 Vac Three-phase</i>								
2450TSI1	24V / 50A	230 ÷ 275	400	1,59	55,00	A-S		
2460TSI1	24V / 60A	300 ÷ 330	400	1,91	57,00	A-S		
2480TSI1	24V / 80A	400 ÷ 440	400	2,54	59,00	A-S		
24100TSI1	24V / 100A	500 ÷ 550	400	3,18	64,00	A-S		
24120TSI1	24V / 120A	600 ÷ 660	400	3,82	77,00	B-S		
24140TSI1	24V / 140A	700 ÷ 770	400	4,45	82,00	B-S		
24160TSI1	24V / 160A	800 ÷ 880	400	5,09	97,00	B-S		
24180TSI1	24V / 180A	900 ÷ 990	400	5,72	103,00	B-S		
24200TSI1	24V / 200A	1000 ÷ 1100	400	6,36	115,00	B-S		
36100TSI1	36V / 100A	500 ÷ 550	400	4,77	80,00	A-S		
36120TSI1	36V / 120A	600 ÷ 660	400	5,72	84,00	B-S		
36140TSI1	36V / 140A	700 ÷ 770	400	6,68	92,00	B-S		
36160TSI1	36V / 160A	800 ÷ 880	400	7,63	99,00	B-S		
36180TSI1	36V / 180A	900 ÷ 990	400	8,59	115,00	B-S		
36200TSI1	36V / 200A	1000 ÷ 1100	400	9,54	125,00	B-S		
4860TSI1	48V / 60A	300 ÷ 330	400	3,82	77,00	A-S		
4880TSI1	48V / 80A	400 ÷ 440	400	5,09	79,00	A-S		
48100TSI1	48V / 100A	500 ÷ 550	400	6,36	87,00	A-S		
48120TSI1	48V / 120A	600 ÷ 660	400	7,63	92,00	A-S		
48140TSI1	48V / 140A	700 ÷ 770	400	8,90	97,00	B-S		
48160TSI1	48V / 160A	800 ÷ 880	400	10,2	106,00	B-S		
48180TSI1	48V / 180A	900 ÷ 990	400	11,50	114,00	B-S		
48200TSI1	48V / 200A	1000 ÷ 1100	400	12,70	123,00	B-S		
48220TSI1	48V / 220A	1110 ÷ 1210	400	14,00	132,00	B-S		
48240TSI1	48V / 240A	1200 ÷ 1320	400	15,30	143,00	S		
48260TSI1	48V / 260A	1300 ÷ 1430	400	16,50	154,00	S		
48280TSI1	48V / 280A	1400 ÷ 1540	400	17,80	165,00	S		
48300TSI1	48V / 300A	1500 ÷ 1650	400	19,10	176,00	S		



## TECHNICAL CHARACTERISTICS

- Sheet steel case with modular panels so as to assure maximum accessibility in case of service.
- Epoxy powder coating, oven-baked
- Lab-tested electronic circuit conforming to the directive on electromagnetic compatibility and CE marking.
- Automatic disconnection of battery charger due to battery disconnection.
- Short check of functions and times.
- Final acceptance test conforming to safety regulations.
- Charging with decreasing current (Wo - Wa characteristic): 7÷8 h charging time.



• All Products are conforming of the directives  
89/336/CEE e 72/23/CEE



# Sirius Wo-Wa (Three-phase)

		Ah Battery					Price each
Code PWG	Type	7 ÷ 8 h	Volt Mains	P (kW)	Kg	Box	Euro

Mains 400 Vac Three-phase


7280TS11	72V / 60A	300 ÷ 330	400	5,72	88,00	A-S
7280TS11	72V / 80A	400 ÷ 440	400	7,63	92,00	A-S
72100TS11	72V / 100A	500 ÷ 550	400	9,54	105,00	B-S
72120TS11	72V / 120A	600 ÷ 660	400	11,50	109,00	B-S
72140TS11	72V / 140A	700 ÷ 770	400	13,40	118,00	B-S
72160TS11	72V / 160A	800 ÷ 880	400	15,30	128,00	S
72180TS11	72V / 180A	900 ÷ 990	400	17,20	144,00	S
72200TS11	72V / 200A	1000 ÷ 1100	400	19,10	165,00	S



8060TS11	80V / 60A	300 ÷ 330	400	6,36	89,00	A-S
8080TS11	80V / 80A	400 ÷ 440	400	8,48	93,00	A-S
80100TS11	80V / 100A	500 ÷ 550	400	10,60	109,00	B-S
80120TS11	80V / 120A	600 ÷ 660	400	12,70	112,00	B-S
80140TS11	80V / 140A	700 ÷ 770	400	14,80	127,00	B-S
80160TS11	80V / 160A	800 ÷ 880	400	17,00	147,00	S
80180TS11	80V / 180A	900 ÷ 990	400	19,10	166,00	S
80200TS11	80V / 200A	1000 ÷ 1100	400	21,20	179,00	S
80220TS11	80V / 220A	1110 ÷ 1210	400	23,30	185,00	S
80240TS11	80V / 240A	1200 ÷ 1320	400	25,40	196,00	S



9660TS11	96V / 60A	300 ÷ 330	400	7,63	95,00	B-S
9680TS11	96V / 80A	400 ÷ 440	400	10,20	99,00	B-S
96100TS11	96V / 100A	500 ÷ 550	400	12,70	112,00	B-S
96120TS11	96V / 120A	600 ÷ 660	400	15,30	115,00	B-S
96140TS11	96V / 140A	700 ÷ 770	400	17,80	132,00	B-S
96160TS11	96V / 160A	800 ÷ 880	400	20,30	151,00	B-S
96180TS11	96V / 180A	900 ÷ 990	400	22,90	171,00	S
96200TS11	96V / 200A	1000 ÷ 1100	400	25,40	182,00	S



• All Products are conforming of the directives 89/336/CEE e 72/23/CEE



# BATMON

					<i>Price each</i>	
Code PW G	Type				<i>Euro</i>	
BatMon						

Applicable to all the types of batteries traction and usable batteries UPS with any battery charger



## TECHNICAL CHARACTERISTICS

BATMON is a battery monitoring instrument developed specially to meet the needs of industrial, motive battery systems and stationary. It is based on microprocessor technology and assembled with surface mount device components SMD and it is equipped with:

- hall sensor for battery current measures,
- sensor for electrolyte temperature measures,
- sensor for electrolyte level measures,
- character LCD display (2 rows and 16 columns), and programming of all parameters; you can do the above mentioned programming of all parameters in the BATMON directly, through the remote or PC.
- led display for status and alarm indication.
- Optional USB interface and dedicated software



• All Products are conforming of the directives 89/336/CEE e 72/23/CEE

